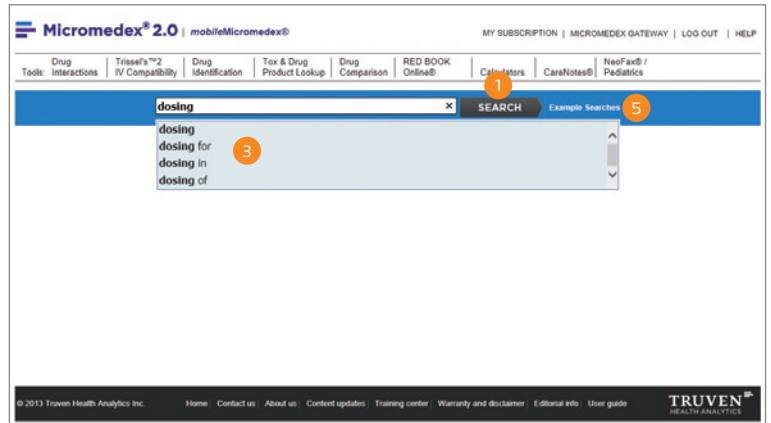


MICROMEDEX® 2.0 Quick Reference Cards

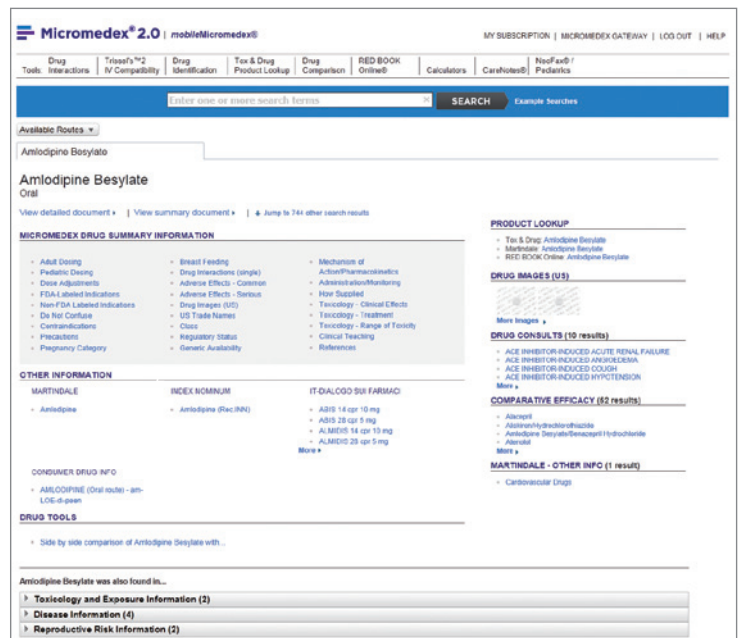
CREATE YOUR SEARCH

1. Simply type any term, phrase, or question into the Search box that is available on every page.
2. Create focused searches with:
 - A single term (such as a drug, condition, or laboratory test name)
 - Multiple terms (such as two drugs, or a drug and a condition)
 - A simple question
3. As you type, the drop-down list opens and makes suggestions based on what you have typed.
4. You can click on one of the suggestions, or simply keep typing the drug or substance. Click the Search button or press the Enter key to begin the search.
5. For more help, click the Example Searches link.



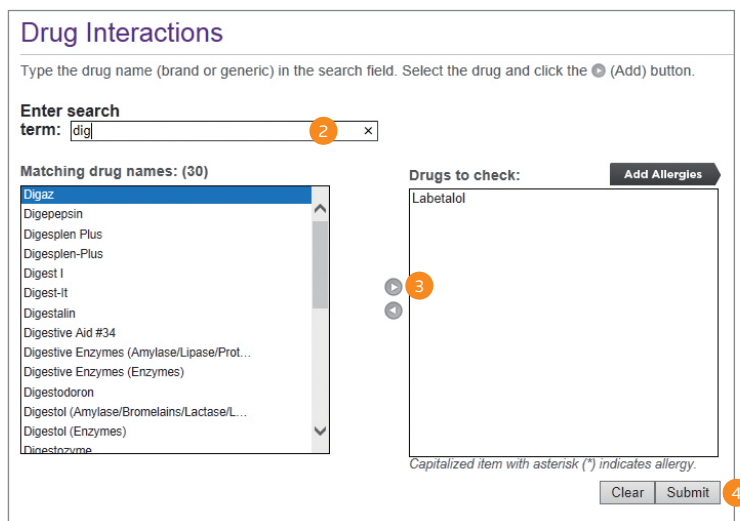
360° VIEW DASHBOARD

1. The 360° View Dashboard gathers all the related results for the search together into one compact view. When both summary and detailed drug information exists for a drug or substance, the search always presents the summary dashboard first by default.
2. When the drug was found in other Micromedex 2.0 content, the expandable header(s) display, along with the number of matches found. Click the header to open the list of results.



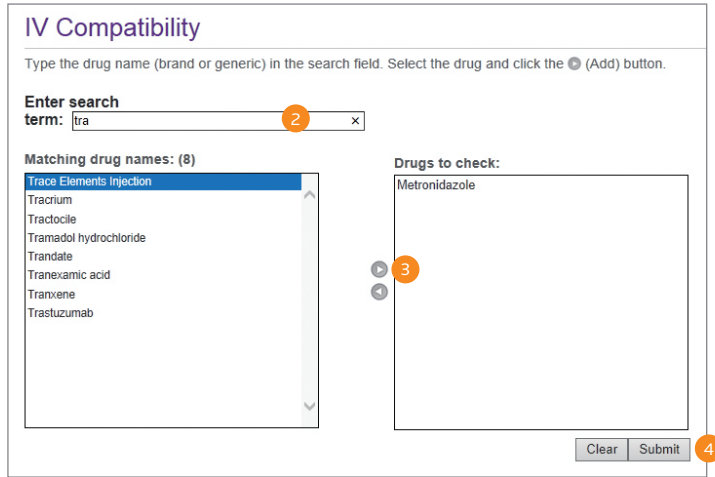
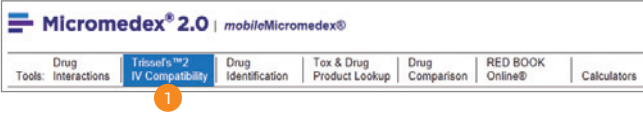
DRUG INTERACTION SEARCHING

1. From any page, select the Drug Interactions tab.
2. Type the drug name (brand or generic) in the Search field.
3. Select the drug and click the Add button.
4. Repeat the process until all drugs are added. Then click the Submit button at the bottom right of the screen.



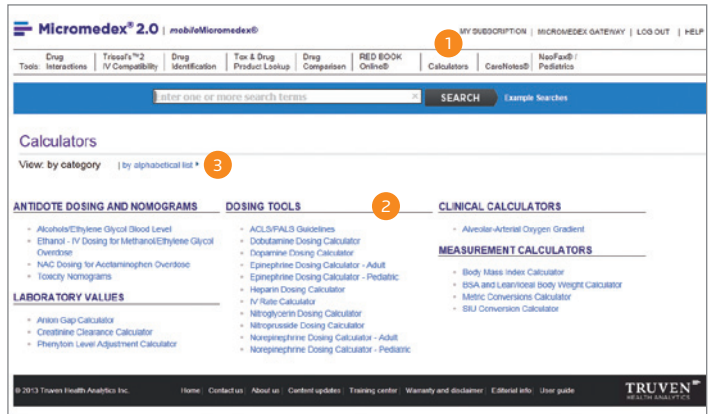
IV COMPATIBILITY SEARCHING

1. From any page, select the **IV Compatibility** tab.
2. Type the drug name (brand or generic) in the **Search** field.
3. Select the drug and click the **Add** button.
4. Repeat the process until all drugs are added. Then click the **Submit** button at the bottom right of the screen.



CALCULATORS

1. All of the calculators available in Micromedex 2.0 can be found by clicking the **Calculators** tab.
2. The calculators are grouped into logical areas to make it quick and easy to find the calculator you need.
3. For a full alphabetical list of all the calculators, click the **View Alphabetical List** link.



HOW TO ACCESS mobileMICROMEDEX 2.0:

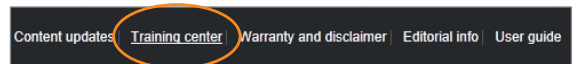
Access is via facility-wide username/password:

1. With the same username/password you already use to access your online subscription, or
2. If you access via IP Authentication and/or Trusted Source, you can retrieve your facility-wide username/password from the Micromedex 2.0 **MOBILE** page
 - Point your browser on the mobile device to the URL indicated on the Micromedex 2.0 **MOBILE** page.
 - Once you log-in on your mobile device a cookie will be deposited on your mobile device, allowing you to bypass the login until it expires at the end of the quarter.
 - After every quarter you must return to the Micromedex 2.0 desktop application to retrieve a new username and password.



TRAINING

Quickly get your entire staff up to speed on Micromedex 2.0 with online training support and tools by clicking the **Training Center** link at the bottom of any page.



Still have questions? Contact our Customer Resource Center:

